



Poison Center Data Snapshot - 2015

Overview of the 2015 Annual Report of the American Association of Poison Control Centers' National Poison Data System!

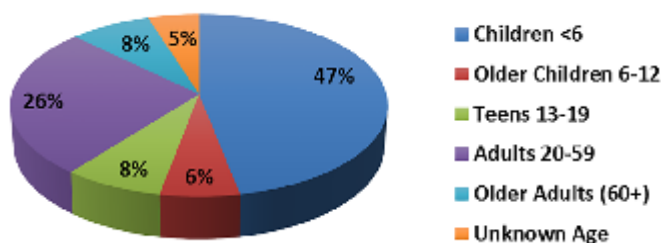
Poisoning is the leading cause of injury-related death in the U.S.² In 2015, there were 55 poison centers serving 323 million people, nationwide. Poison centers managed 2.8 million cases, about 2.2 million of which were about people coming into contact with dangerous or potentially dangerous substances. These types of cases are called exposures.*



WHO?

Who calls the poison center? Anyone can experience a poison emergency. Poison centers take calls from and manage cases about people of all ages, and can provide live, tailored help to callers in 150 languages. In 2015, just under half of exposure cases managed by poison centers involved children younger than six, but as in previous years, many of the more serious cases occurred among adolescents and adults

Age Distribution of Human Exposures



From Table 3A of the 2015 AAPCC NPDS Annual Report - Age and Distribution of Human Exposures. N=2,168,371 exposure cases.

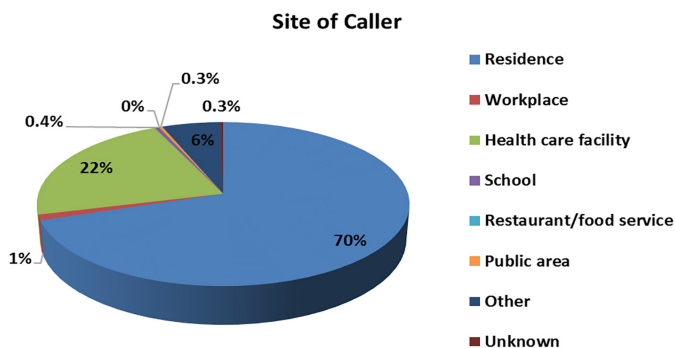
Someone called the poison center about every 11 seconds in 2015.

When someone calls the poison center, who answers the phone? Poison center cases are managed by medical experts – doctors, nurses, and pharmacists who have extensive training in poisoning prevention and treatment.

22% of exposure calls to poison centers came from health care facilities. Even hospital clinicians rely on the experts at poison centers!

WHAT?

About what kinds of things do people call the poison center? In 2015, 57% of human exposures involved medications, or pharmaceuticals. Other exposures were to household products, plants, mushrooms, pesticides, animal bites and stings, carbon monoxide, and many other types of nonpharmaceutical substances.



From Table 2 of the 2015 AAPCCNPDS Annual Report - Site of Call and Site of Exposure, Human Exposure Cases. N=2,168,371 exposure cases.



WHEN?

When do people call the poison center?

Experts answer calls to the poison center 24 hours a day, 7 days a week, every day of the year. Similar to previous years, in 2015 higher call volumes were observed in the warmer months.

WHERE?

Where do the most poison exposures occur?

In 2015, 93% of human exposures reported to poison centers occurred at a residence, but they can also occur in the workplace, schools, outdoors, and anywhere else! About 67% of the 2.2 million exposures reported to poison centers were treated at the exposure site, saving millions of dollars in medical expenses. In fact, poison centers save Americans more than \$1.8 billion every year in medical costs and lost productivity!³



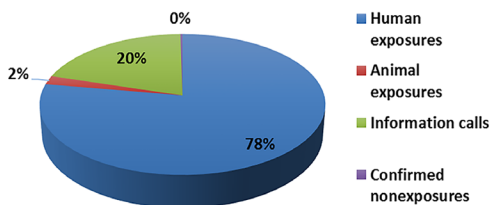
Over 28,000 exposures took place at a school. However, fewer than 10,000 calls to poison centers were made from schools.

WHY?

Why do people call the poison center?

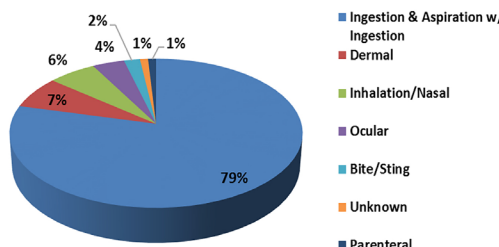
People call the poison center when they think someone may have been exposed to something that could hurt them. People also call the poison center for information about medications, pesticides, chemicals, bites and stings, carbon monoxide, and many other topics. In 2015, 80% of exposures involved people who swallowed a substance. However, people were also exposed through the lungs, skin, eyes, and in other ways. Most poison exposures were unintentional (78%). Poison centers also received calls about medication side effects,

Poison Center Case Types



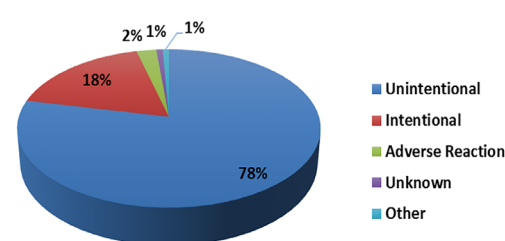
From the 2015 AAPCC NPDS Annual Report. N = 2,792,130 closed encounters.

Routes of Exposure



From Table 9 of the 2015 AAPCC NPDS Annual Report - Routes of Exposure. N=2,279,087 reported routes. (Multiple routes may be coded for one exposure case.)

Reason for Exposure



From Table 6A of the 2015 AAPCC NPDS Annual Report - Reason for Exposure. N=2,168,371 exposure cases.

Substance Categories Most Frequently Involved in Human Exposures, 2015

All Ages		Pediatric Exposures (<6 years)		Adult Exposures (20 years and up)	
	% ^a		% ^b		% ^c
Analgesics	11.1	Cosmetics/Personal Care Products	13.6	Analgesics	11.6
Cleaning Substances (Household)	7.6	Cleaning Substances (Household)	11.2	Sedative/Hypnotics/Antipsychotics	10.3
Cosmetics/Personal Care Products	7.4	Analgesics	9.1	Antidepressants	6.9
Sedative/Hypnotics/Antipsychotics	5.8	Foreign Bodies/Toys/Miscellaneous	6.5	Cardiovascular Drugs	6.1
Antidepressants	4.6	Topical Preparations	5.3	Cleaning Substances (Household)	5.4
Antihistamines	4.1	Vitamins	4.6	Alcohols	4.7
Cardiovascular Drugs	4.0	Antihistamines	4.4	Anticonvulsants	3.9
Foreign Bodies/Toys/Miscellaneous	3.7	Pesticides	3.3	Pesticides	3.6
Pesticides	3.3	Dietary Supplements/Herbals/Homeopathic	3.0	Stimulants and Street Drugs	3.4
Topical Preparations	2.9	Plants	2.7	Antihistamines	3.1

^a Based on the total number of substances reported in all exposures (N=2,591,955)

^b Based on the total number of substances reported in pediatric exposures (N=1,059,993).

^c Based on the total number of substances reported in adult exposures

To locate your local poison center call 1 (800) 222-1222 or visit aapcc.org.

The American Association of Poison Control Centers (AAPCC) maintains the National Poison Data System (NPDS). Developed in 1983, NPDS contains more than 60 million poison exposures managed over the telephone by U.S. poison centers. NPDS is the only comprehensive, near real-time poisoning surveillance database in the U.S.

*DISCLAIMER: The term "exposure" means someone has had contact with the substance in some way; for example, ingested, inhaled, or absorbed a substance by the skin or eyes, etc. Exposures do not necessarily represent poisonings or overdoses. The American Association of Poison Control Centers (AAPCC; <http://www.aapcc.org>) maintains the National Poison Data System (NPDS), the national database of information logged by the country's regional Poison Centers (PCs) serving all 50 United States, Puerto Rico, the District of Columbia, and territories. Case records in this database are from self-reported calls; they reflect only information provided when the public or healthcare professionals report an actual or potential exposure to a substance, or request information or educational materials. AAPCC is not able to completely verify the accuracy of every report made to member centers. Additional exposures may go unreported to PCs and data referenced from the AAPCC should not be construed to represent the complete incidence of national exposures to any substance(s).

¹2015 Annual Report of the American Association of Poison Control Centers' National Poison Data System (NPDS): 32nd Annual Report. Clin Toxicol (Phila). 2016

²Warner M, Chen LH, Makuc DM, Anderson RN, Miniño AM. Drug poisoning deaths in the United States, 1980-2008. NCHS Data Brief. 2011 Dec;(81):1-8.

³The Lewin Group, Inc. Final Report on the Value of the Poison Center System. 2012. <http://bit.ly/1ANfdnt>